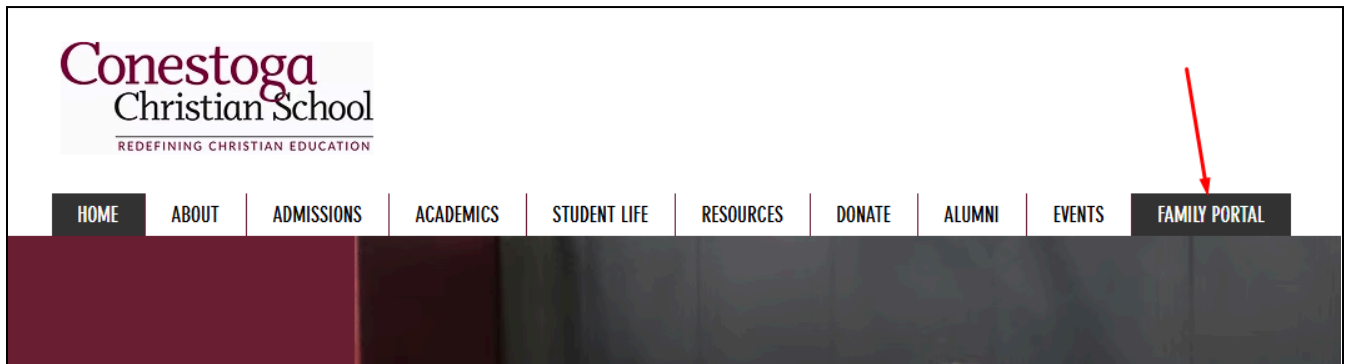


# FACTS - How to Log In and Check Student Info

- 1) Go to FACTS by going to the school website and clicking on “Family Portal” link, or go to <https://cc-pa.client.renweb.com/pw/>



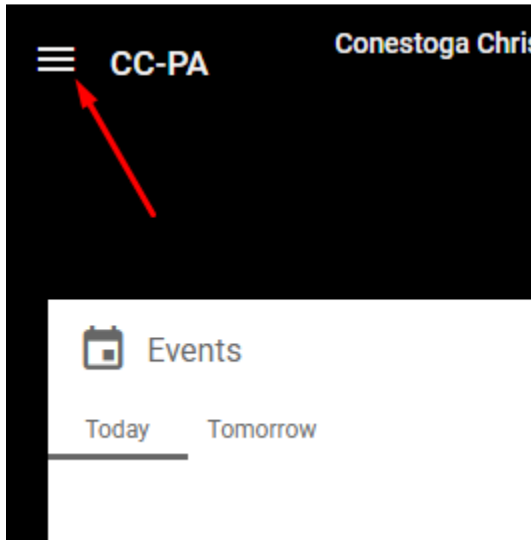
**If you are asked for a District Code, it is “CC-PA”.**  
*Using the link above is a way to avoid this part of the login.*

- 2) Log in using your username and password. If you don't know your password, click on “Forgot password?” and follow the prompts. If you don't know your username, please contact me.

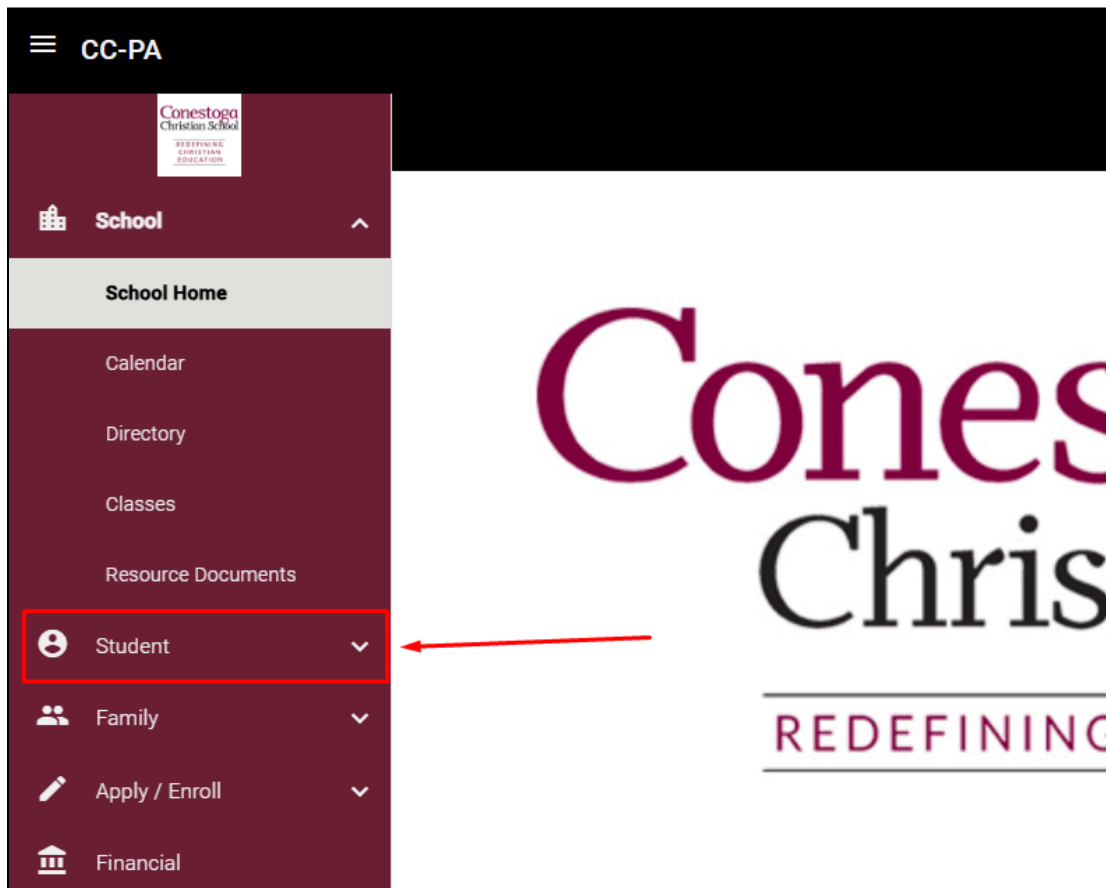
A screenshot of the FACTS Family Portal login page. At the top is the FACTS logo, which includes a stylized graduation cap icon and the text "FACTS A @elnet Company". Below the logo is a dark teal header with the text "Family Portal". The main content area is white and contains the following elements: "Welcome to CC-PA", a link for "Change district", a "Username" label above a text input field, a "Password" label above a text input field, a "Forgot password?" link, a dark teal "LOG IN" button, and a "Create new account" link at the bottom.

# FACTS - How to Log In and Check Student Info

- 3) If you do not see a left sidebar, click on the three line button at the top left corner.

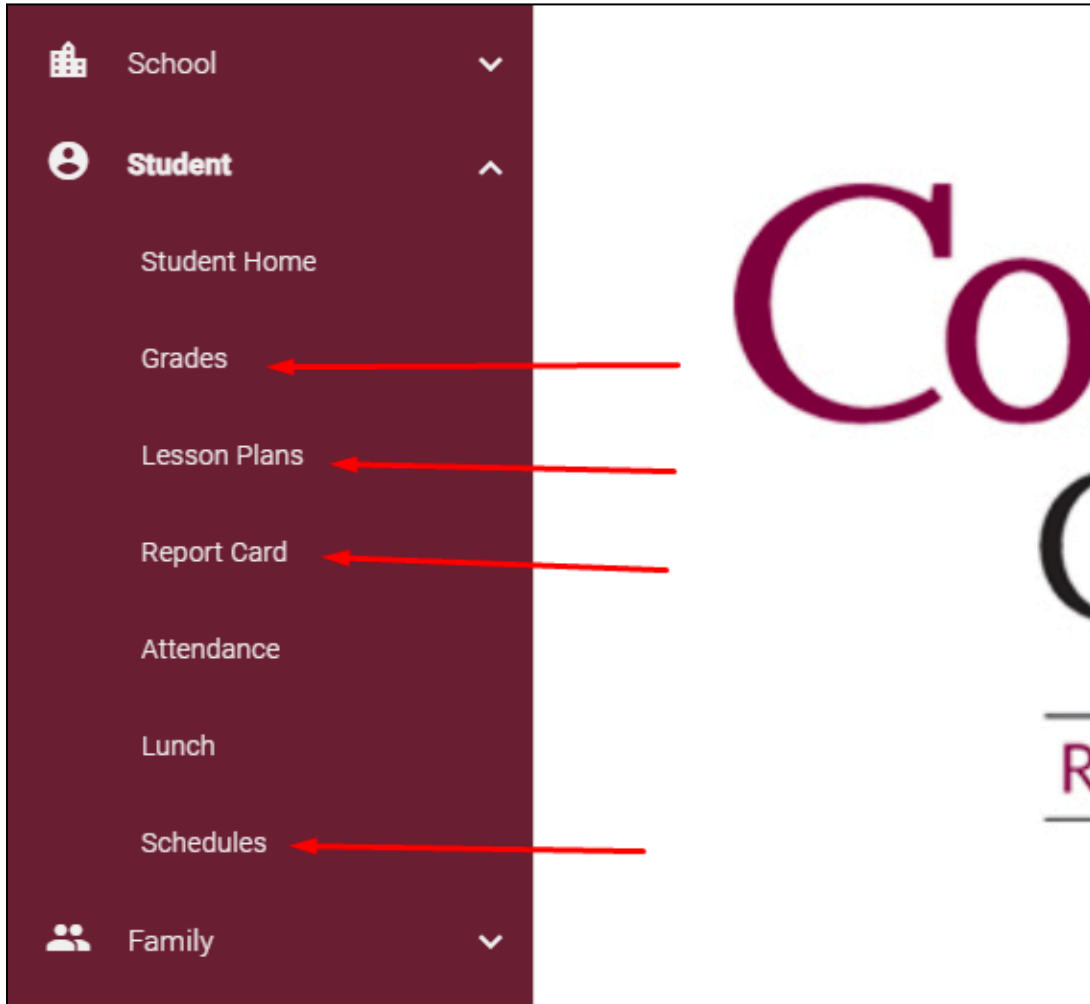


- 4) Click on "Student" on the left sidebar.



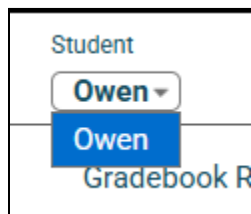
# FACTS - How to Log In and Check Student Info

5) This will give you access to Student Grades, Student Schedules, Report Cards, and Teacher Lesson Plans.



Please note: "Report Card" is only available at certain times of the school year.

6) For the option you selected, look at the top for a dropdown to select which student you'd like to view the information on.



# FACTS - How to Log In and Check Student Info

7) For Grades, you'll also have a dropdown to select the class your student is in.

Select a Class:

- Art K (\*K ART -A)
- Homeroom (\*K HR-A)
- Music K (\*K MUS-A)
- Phys Ed K (\*K PE-A)